

April 2012



# The Squirrel's Nest Reporter

Quilting and Beyond

## And The Shop Hop Grand Prize Winners Are: Janet Kinnie Jeanie Hardwick

Congratulations to our  
local Shop Hop  
Winners



Marietta O'Brien



Joan Bates

Not Pictured:  
Kandy Killberg

We will be  
closed  
Monday



# May 28th

### First Prize Winners

Marilyn Banta  
Joan Bates  
Sonja Bridges  
Julia Denton  
Tiny Deschund  
Sue Evans  
Kandy Killberg  
Rosie Lysinger  
Marietta O'Brien  
Sue Urton

Congratulations also go out to Paula  
and her blue angel table runner  
for winning viewer's choice.


Phone: 520-417-1070  
Fax: 520-417-1071  
Email: [info@fibernuts.com](mailto:info@fibernuts.com)

We are now on FACEBOOK.  
You can find us at:  
[Facebook.com/](https://www.facebook.com/)

We're on the web  
[www.fibernuts.com](http://www.fibernuts.com)

4049 Camino Principal  
Sierra Vista, AZ 85650

### Kaleidoscope of Color BOM



It's finally here. This 12 month BOM will begin in July. It was designed by Thea Jiak and features Shadow Play Fabrics from Maywood Studio. A combination of star blocks, log cabin blocks, flying geese blocks, pieced blocks and an optional scalloped border with appliqué. Intense colors with a cream or black background give this quilt a rich and warm feeling. It will be a fabulous addition to anyone's home. The quilt measures 96" x 100".

All this for only \$22 a month ( or \$250 if paid in full before July 22). Sign ups have started so drop by the shop to sign up today.

Please sign up for classes early. We reserve the right to cancel a class one week before it is scheduled to be held .

### Shop News

Here at the shop we have been busy sprucing up the place and making changes. Some of the changes are obvious while others are hidden behind the scenes. Here are a few of the changes you will see taking place:

- ✂ Take a peek at the new quilts that are now hanging at the shop.
- ✂ Our monthly class list will be coming to you as a separate email mail starting this month.
- ✂ We are once again putting the classes on our webpage. ([www.fibernuts.com/calendar](http://www.fibernuts.com/calendar))
- ✂ Our newsletter is now going to be published bi-monthly instead of monthly starting this month.
- ✂ Layer Cakes, Jelly Rolls and Charm Packs are now available. More are coming in everyday.
- ✂ We are happy to welcome Diane Williams to our staff.
- ✂ With the impending retirement of our store manager, we have hired Clara Billock to lead our embroidery clubs beginning in June.

These are just a few of the changes that are happening here at the shop. Stop by and check out some of the others.

### Sewing Machine Not Working Right?

We are pleased to announce that we now service all brands of sewing machines. Drop your machine off today for that cleaning that you have been putting off or for the needed repair, done by our certified repair personnel.

## Focus on Classes

### Machine Appliqué April 30 10AM—3:30PM

If you have ever wanted to learn machine appliqué this class is for you. You will learn how to set up your machine for appliqué, what thread to use, which stitches can be used and other behind the scenes information. Once you are ready to appliqué, you will learn how to appliqué around curves, corners and straight edges. Taught by Ruith Lewis



### Quattro Bag May 25 10AM—4PM

The Quattro Bag pattern by StudioKat Designs is an easy to carry every day handbag with a secure zippered top closure, a convenient front pouch, generously sized wrap around side pockets, and a back zippered storage pocket. Finished size is 12" x 8" x 5". Taught by Clara Billock.



### Microwave Bowl Holders April 30 10AM—1PM

This bowl holders are essential when trying to take hot things out of the microwave, when you are eating in front of the TV or when you are carrying hot bowls to the table. They protect your fingers from getting burnt and your arms from scalding liquid. Easily and quickly made. Taught by JoAnn Vandine.

### Crocheted Beaded Necklace Technique May 5 10AM—3:30PM

Ever wanted to make your own jewelry? Using a crochet technique you will create a beaded necklace and a beaded slider. The technique is quick and easy.

Supply kit will available during class (for a small fee) as well as an assortment of beads. Taught by Ruith Lewis.



### Patriotic Star In The Round June 8 10AM—3PM

Created by our own JoAnn Vandine, this pattern celebrates July 4th like no other pattern. Using a 12 degree wedge ruler, strip piecing and some appliqué you will be able to create two mirror image wall hangings with almost no scraps. Taught by JoAnn Vandine

### Pineapple Placemats June 23 10AM—3PM

Learn how to use paper piecing while making these beautiful placemats. Using a quilt as you go method to put this placemats together, you will have a completed project in no time. Taught by Doris Wells.



# Spinning and Weaving Clearance Starting May 19

# Christmas in July July 21 10am—2pm

All looms, spinning wheels, fiber and supplies will be at clearance prices



15% off all Christmas fabric  
Cookies, punch,  
Christmas music  
and door prizes.

## Ongoing Clubs and Classes

### ADVANCED EMBROIDERY CLUB

2nd and 4th Monday of the month

3-8PM

### CROCHET CLUB

Every Wednesday

1PM - 3:30PM

### BEGINNER'S EMBROIDERY CLUB

3rd Monday of the month

10AM - 4PM

### INTERMEDIATE EMBROIDERY CLUB

4th Wednesday of the Month

10AM - 4PM --

### GOOSE TRACKS BOM

2nd Saturday of the month  
1PM - 3PM

*Or*

2nd Wednesday of the Month  
10AM - 12PM

### HOP TO IT

1st Tuesday of the month

1pm - 3:30pm

### KNITTING CLUB

Every Wednesday

1PM - 3:30PM

### HAPPY STITCHERS

Every Thursday

10AM-NOON

### STITCHIN' LADIES

Every Tuesday

10AM - NOON

### NOT THIMBLEBERRIES CLUB

3rd Friday of the month

10AM-NOON

### UFO NIGHT


1st Friday of the Month

5:30PM - 9:30PM

# New On the Shelves



**Deco Dance Panel**  
By Fabric Freedom



**Sunrise Sunset**  
By Moda






**Avalon**  
By In The Beginning



**Summer Breeze**  
By Moda



# New On the Shelves



Vintage Modern  
By Moda

